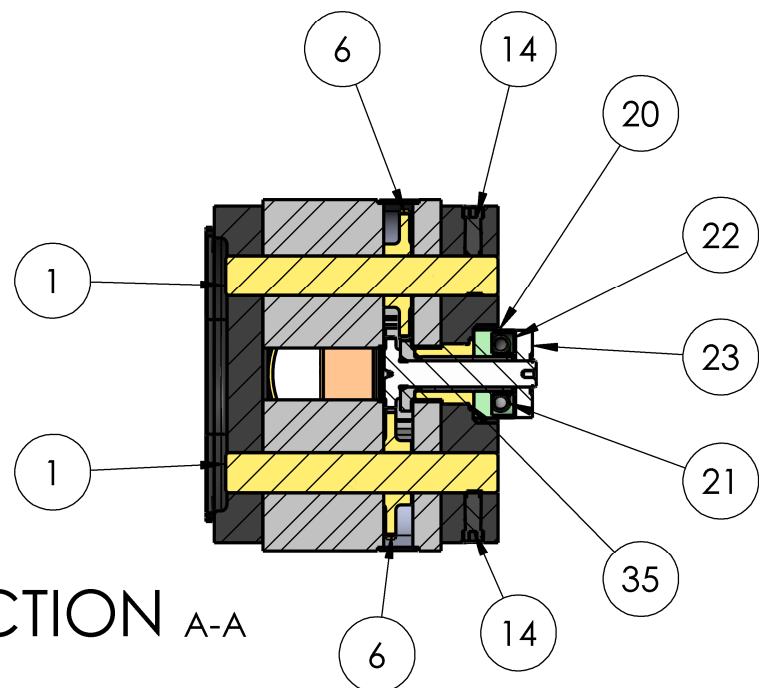
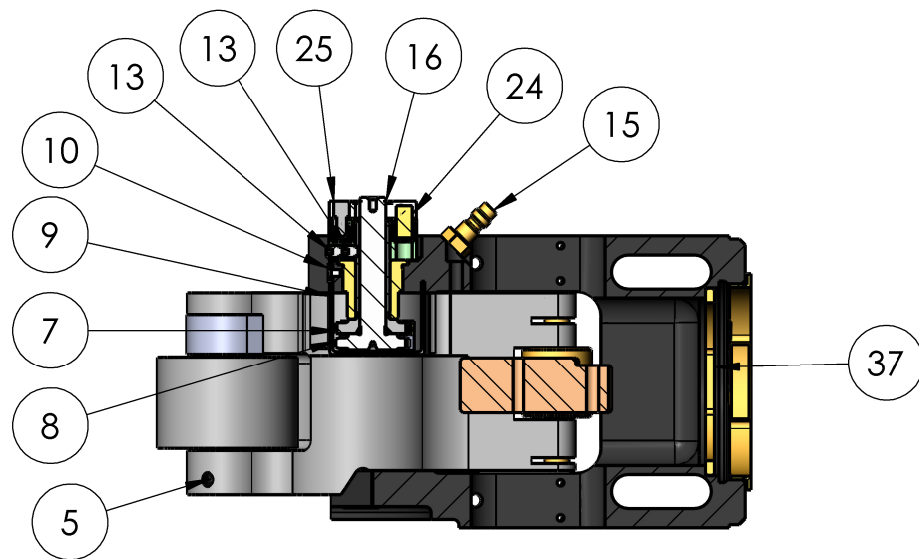
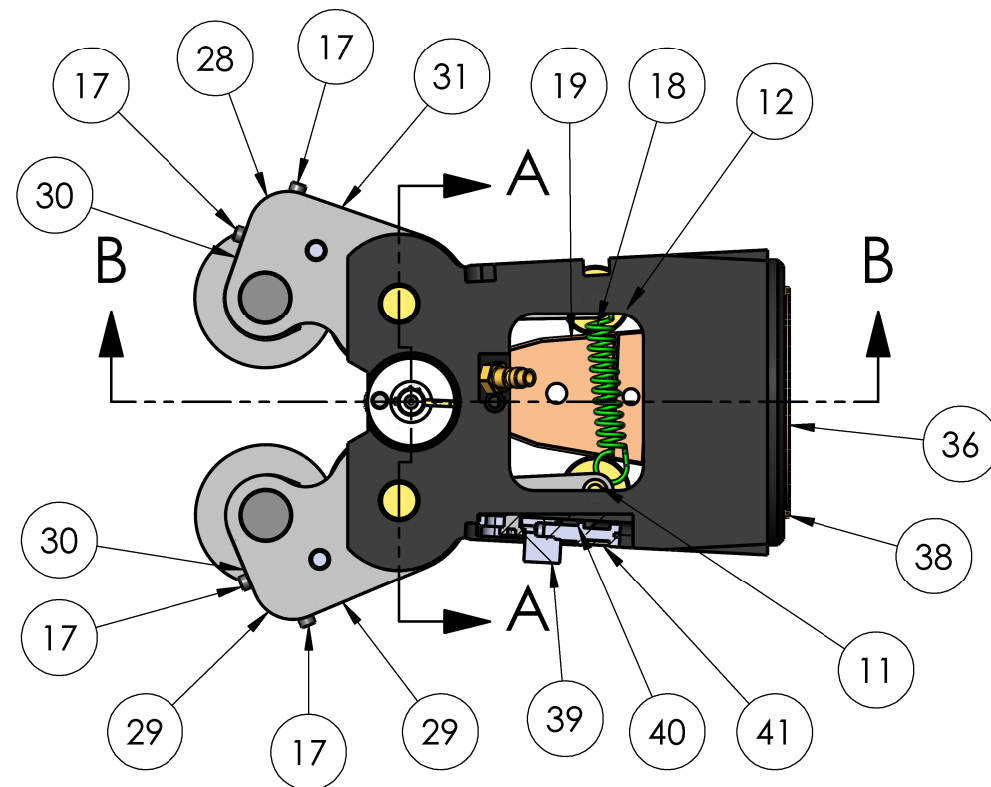


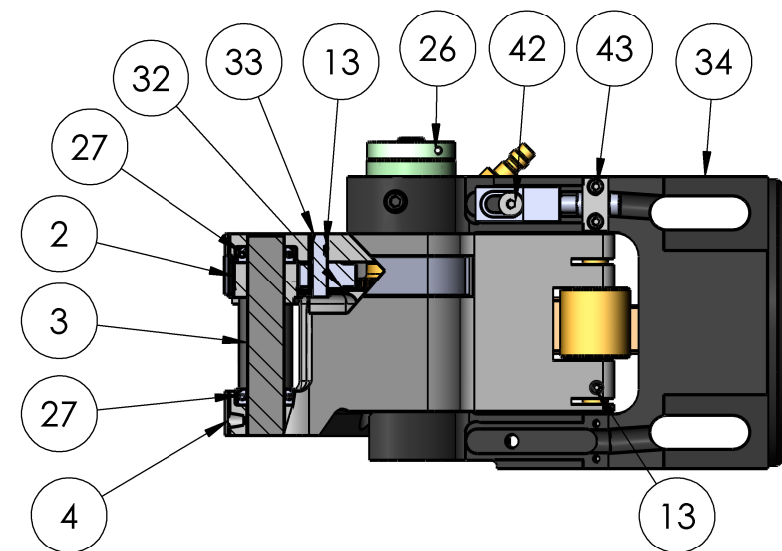
REV	ZONE	ECN	REVISION DESCRIPTION	DATE	ENG
F	Redrawn in Solidworks	3/22	NA



SECTION A-A



SECTION B-B



THIS DRAWING IS THE CONFIDENTIAL AND EXCLUSIVE PROPERTY OF C.J. WINTER MACHINE TECHNOLOGIES, INC. AND MAY NOT BE COPIED, REPRODUCED, OR DISCLOSED IN ANY WAY, WHATSOEVER, TO ANYONE WITHOUT THE EXPRESS WRITTEN PERMISSION OF C.J. WINTER MACHINE TECHNOLOGIES, INC. UNLAWFUL DISCLOSURE MAY RESULT IN PROSECUTION © 2004 C.J. WINTER MACHINE TECHNOLOGIES, INC.

UNLESS OTHERWISE SPECIFIED: DRAWING MUST COMPLY TO C. J. WINTER ENGINEERING STANDARD E1058 & ASME Y14.5M 1994. UNTOLERANCED DIMENSIONS ARE BASIC

DRAWN BY:
DWG DATE:
ENG. APPR:
APPR DATE:
MATERIAL:
HEAT TRT:



DWG SIZE: SCALE: 1:3
B
Sheet1

172914: Bracket Assembly

DRAWING NO. 172SA2

6				5				4				3				2				1			
ITEM NO.	PART NO.	DESCRIPTION	QTY.	ITEM NO.	PART NO.	DESCRIPTION	QTY.	REV	ZONE	ECN	REVISION DESCRIPTION	DATE	ENG										
1	160145	Fulcrum Pin (New Style)	2	30	170016	Roll Gear Guard	2	F	Redrawn in Solidworks	3/22	NA										
2	162020	Roll Gear	2	31	172003	Idler Gear Guard	2																
3	162007	Carbide Roll Pin	2	32	170013	Intermediate Idler Gear	2																
4	162003	Adjusting Screw	2	33	170014	Intermediate Idler Pin	2																
5	162008	Screw: SSS, #10-32 x .375 Half dog Pt.	2	34	160136QR	Quick Release Roll Arm Bracket (SA2)	1																
6	160005	Idler Gear	2	35	160048	Compensator Bushing	1																
7	160004	External Gear	1	36	160416	Quick Release Adapter	1																
8	160093	Internal Gear	1	37	160417	Quick Release Washer	1																
9	160085	Center Gear Guard	1	38	838-19	Pin: Spring, .188 Dia x .500	2																
10	160086	Screw: FHSS, #6-32 x .188	1	39	160132	Adjustable Key	1																
11	160091	Wedge Roller Pin	2	40	160133	Adjusting Screw	1																
12	160007	Wedge Roller (1.075 Dia)	2	41	160134	Adjusting Screw Retainer	1																
13	160054	Screw: SSS, #10-32 x .250 Half Dog Pt	6	42	160135	Screw: LHCS, 1/4-28 x .500	1																
14	160103	Screw: SSS, 5/16-18 x .750 Half Dog Pt.	2	43	125174	Screw: SHCS, #6-32 x .375	2																
15	125070	Quick Disconnect Plug	1					<p style="text-align: center;">Components</p> <p>172914: Bracket Assembly- shown here</p> <p>160911QR: Power Pack Assembly- not shown</p> <p>141600: Control Valve Assembly-not shown</p> <p style="text-align: center;">Serial No. Range</p> <p style="text-align: center;">172222-Current</p>															
16	160108	Retainer Ring, Bowed: .394 Dia	1																				
17	140207	Screw: SHCS, #6-32 x .250	4																				
18	160035	Roll Arm Spring	1																				
19	160032	Wedge, Large	1																				
20	160050	Spring Retainer	1																				
21	160051	Compensator Spring	2																				
22	160102	Cover Plate	1																				
23	160092	Adjusting Collar	1																				
24	160053	Pin: Dowel, .250 Dia. x .500	1																				
25	160052	Adjusting Collar Pin	1																				
26	141379	Screw: SHCS, #6-32 x .500	1																				
27	162004	Thrust Bearing	4																				
28	172001	R.H. Roll Arm	1																				
29	172002	L.H. Roll Arm	1																				

THIS DRAWING IS THE CONFIDENTIAL AND EXCLUSIVE PROPERTY OF C.J. WINTER MACHINE TECHNOLOGIES, INC. AND MAY NOT BE COPIED, REPRODUCED, OR DISCLOSED IN ANY WAY, WHATSOEVER TO ANYONE WITHOUT THE EXPRESS WRITTEN PERMISSION OF C.J. WINTER MACHINE TECHNOLOGIES, INC. UNLAWFUL DISCLOSURE MAY RESULT IN PROSECUTION © 2004 C.J. WINTER MACHINE TECHNOLOGIES, INC.

UNLESS OTHERWISE SPECIFIED: DRAWING MUST COMPLY TO C. J. WINTER ENGINEERING STANDARD E1058 & ASME Y14.5M 1994. UNTOLERANCED DIMENSIONS ARE BASIC

DRAWN BY:
DWG DATE:
ENG. APPR:
APPR DATE:
MATERIAL:
HEAT TRT:



DWG SIZE: B
SCALE: 1:3
BOM

172914: Bracket Assembly

DRAWING NO. 172SA2