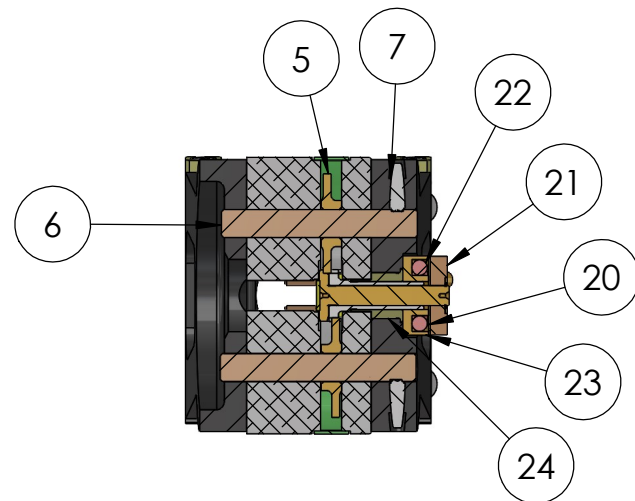
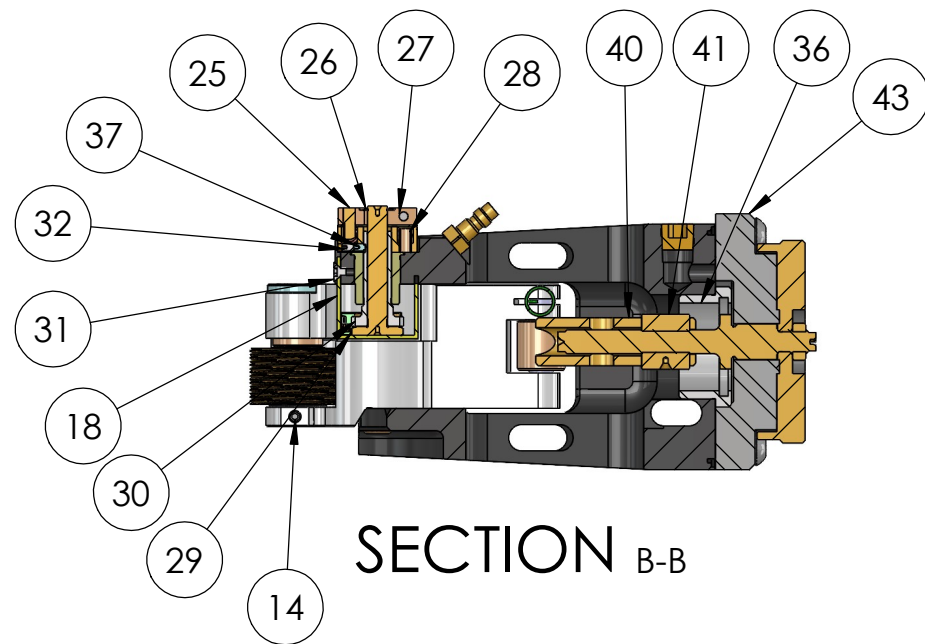
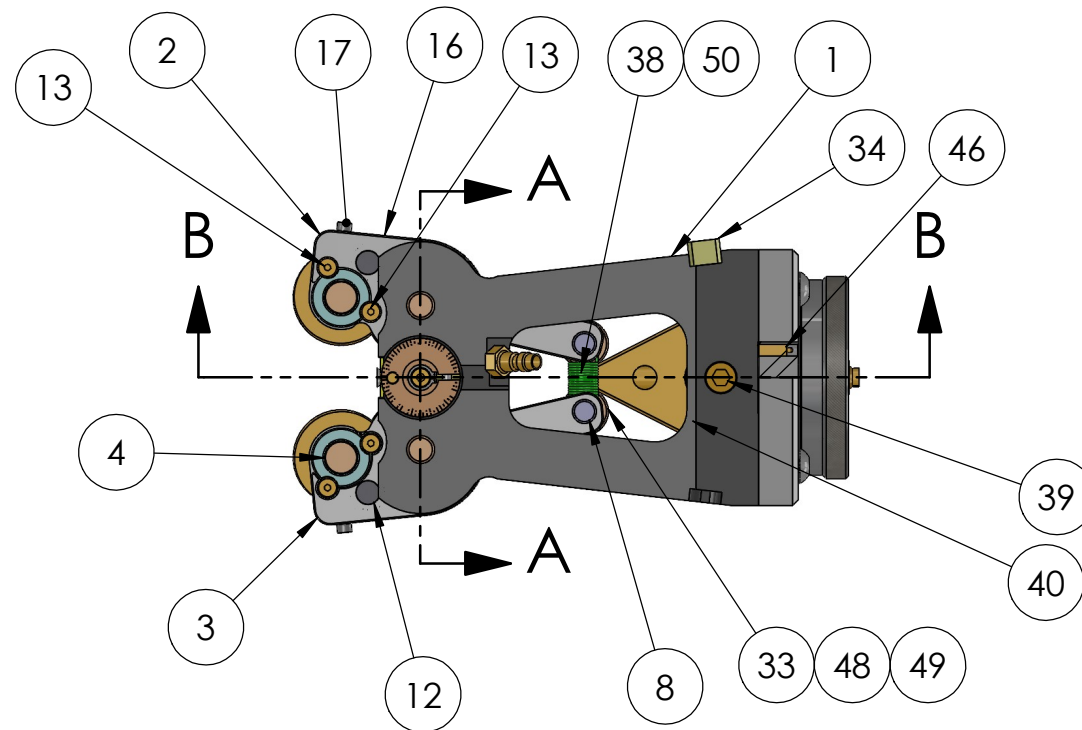


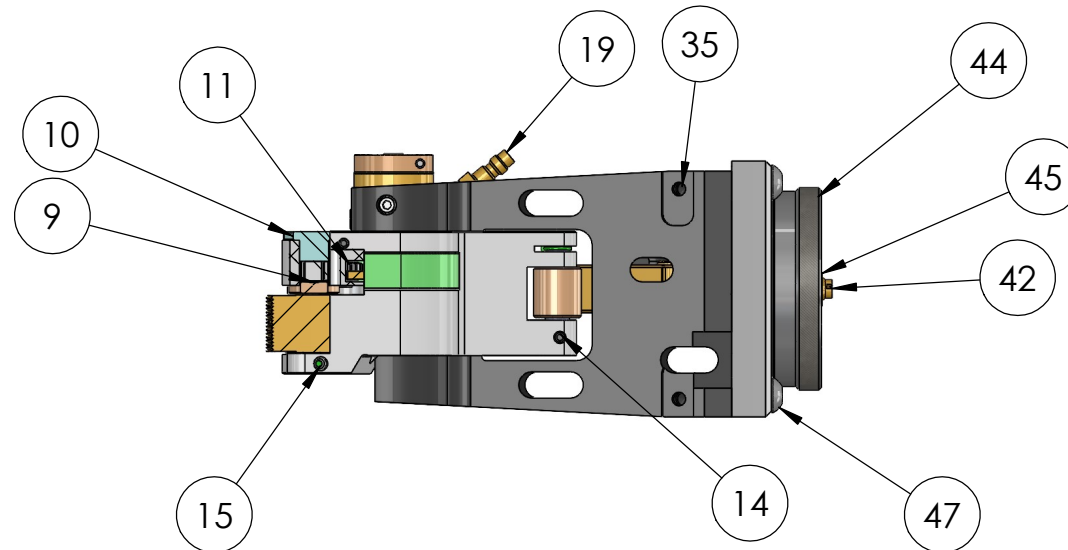
REV	ZONE	ECN	REVISION DESCRIPTION	DATE	ENG
D	...	...	Redrawn in Solidworks	3/22	NA



SECTION A-A



SECTION B-B



THIS DRAWING IS THE CONFIDENTIAL AND EXCLUSIVE PROPERTY OF C.J. WINTER MACHINE TECHNOLOGIES, INC. AND MAY NOT BE COPIED, REPRODUCED, OR DISCLOSED IN ANY WAY, WHATSOEVER, TO ANYONE WITHOUT THE EXPRESS WRITTEN PERMISSION OF C.J. WINTER MACHINE TECHNOLOGIES, INC. UNLAWFUL DISCLOSURE MAY RESULT IN PROSECUTION. © 2004 C.J. WINTER MACHINE TECHNOLOGIES, INC.

UNLESS OTHERWISE SPECIFIED:  
DRAWING MUST COMPLY TO  
C. J. WINTER ENGINEERING  
STANDARD E1058 & ASME  
Y14.5M 1994. UNTOLERANCED  
DIMENSIONS ARE BASIC

DRAWN BY:  
DWG DATE:  
ENG. APPR:  
APPR DATE:  
MATERIAL:  
HEAT TRT:



151925T: Tangential Attachment

DWG SIZE SCALE: 1:3  
**B** Sheet1

DRAWING NO.  
**151SAT**

